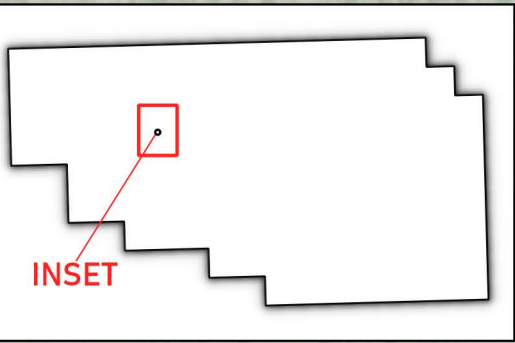


LEGEND
 ☆ 2018 Rock Sample Locations
 Sample ID, Cu (ppm), Zn(ppm), Ag(ppm)



B0015205: 14750ppm Cu, 17750ppm Zn, 6.33ppm Ag


B0015206: 74.8ppm Cu, 52ppm Zn, 0.28ppm Ag


FW18-OF-001R: 12350ppm Cu, 2510ppm Zn, 6.35ppm Ag

FW18-OF-002R: 46.4ppm Cu, 45ppm Zn, 0.55ppm Ag

B0015209: 76.4ppm Cu, 65ppm Zn, 0.4ppm Ag

B0015210: 7.7ppm Cu, 11ppm Zn, 0.39ppm Ag

2018 Rock Sample Results	
 GOLD LION R E S O U R C E S	Fairview
	Drawn By: O.Friesen
	Date:02-18-2019
	Scale: 1:3,000
	NAD83 Zone 10N



637700 637800 637900 638000 638100 638200

5628900
5628800
5628700
5628600
5628500
5628400
5628300
5628200

5628900
5628800
5628700
5628600
5628500
5628400
5628300
5628200